



V. K. V. GOVERNMENT DEGREE COLLEGE

KOTHAPETA-533223, A.P.

Dr.B.R.AMBEDKAR KONASEEMA DISTRICT, A.P.

(NAAC accredited with B grade and ISO certified College)

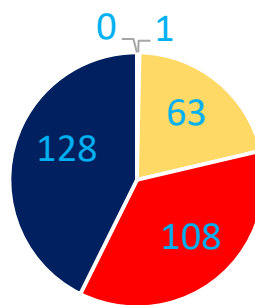
[Affiliated to Adikavi Nannaya University, Rajamahendravarm]



SSS FEEDBACK ANALYSIS,2023-2024.

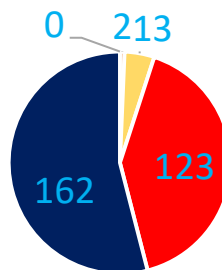
S.No.	Question	Poor (0)	Average (1)	Good (2)	Very Good (3)	Excellent (4)
1	How much the syllabus was covered by the teacher	00	01	63	108	128
2	How well did your teacher prepare for the classes	00	02	13	123	162
3	How well is the teacher able to communicate	00	02	19	110	169
4	The teacher's approach to teaching can best be described as	00	01	25	123	151
5	Fairness of the internal evaluation process by the teacher	00	01	23	111	165
6	Was your performance in assignments discussed with you	00	00	12	132	151
7	The teacher takes active interest in arranging field visits for students	00	02	26	132	140
8	The teaching process in the class room facilitates you in cognitive, social and emotional growth	00	01	35	117	147
9	The teacher provides multiple opportunities to learn and grow	00	01	29	122	148
10	The teacher informs you about your expected competencies, course outcomes and programme outcomes	00	01	31	138	130
11	Your teacher does a necessary follow up with an assigned task to you	00	01	19	137	143
12	The teacher illustrates the concepts through examples and applications	00	00	41	124	135
13	The teacher identifies your strengths and encourage you with providing right level of challenges	00	01	37	109	154
14	The teacher is able to identify your weaknesses and help you to overcome them	00	00	36	126	138
15	The teacher makes effort to engage students in the monitoring, review and continuous quality improvement of the teaching learning process.	00	00	35	122	143
16	The teacher uses the student centric methods, such as experimental learning, participative learning and problem solving for enhancing learning experiences	00	00	33	130	137
17	The teacher encourages you to participate in extracurricular activities	00	00	32	127	141
18	Efforts are made by the teacher to inculcate soft skills, life skills and employability skills to make you ready for the world of work	00	00	26	124	150
19	The teacher uses ICT tool such as LCD projector, Multimedia, etc. while teaching	00	00	30	127	143
20	The overall quality of teaching-learning process in the class is very good	00	01	16	77	806
	TOTAL = 6000	00	14	581	2424	2981

1.How much the syllabus was covered by the teacher?



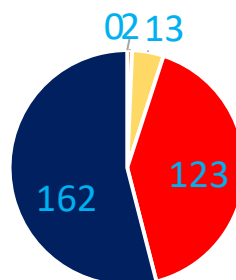
1. POOR 2. AVEREGE 3. GOOD 4. VERY GOOD 5. EXCELLENT

2.How well did your teacher prepare for the classes?



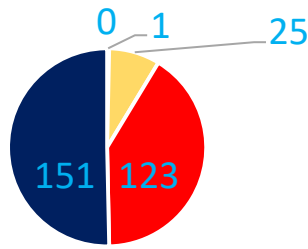
1. POOR 2. AVEREGE 3. GOOD 4. VERY GOOD 5. EXCELLENT

3. How well is the teacher able to communicate?



1. POOR 2. AVEREGE 3. GOOD 4. VERY GOOD 5. EXCELLENT

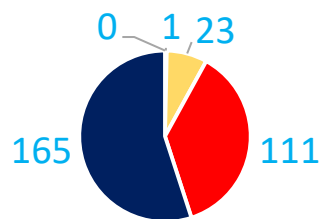
4.The teacher's approach to teaching can best be described as



1. POOR 2. AVERAGE 3. GOOD 4. VERY GOOD 5. EXCELLENT

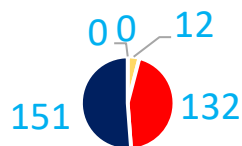
4.

5.Fairness of the internal evaluation process by the teacher



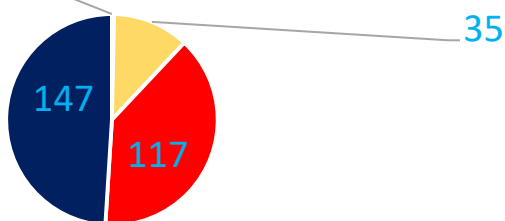
1. POOR 2. AVERAGE 3. GOOD 4. VERY GOOD 5. EXCELLENT

6. Was your performance in assignments discussed with you



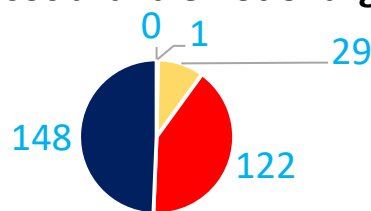
1. POOR 2. AVERAGE 3. GOOD

7.The teacher takes active interest in arranging field visits for students



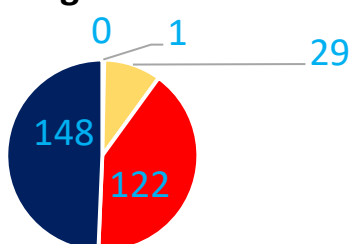
1. POOR 2. AVERAGE 3. GOOD 4. VERY GOOD 5. EXCELLENT

8.The teaching process in the class room facilitates you in cognitive, social and emotional growth



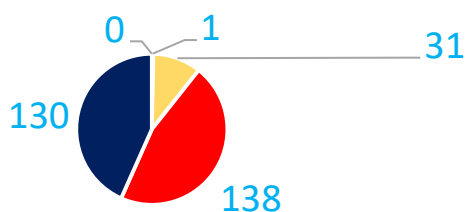
1. POOR 2. AVERAGE 3. GOOD 4. VERY GOOD 5. EXCELLENT

9.The teacher provides multiple opportunities to learn and grow



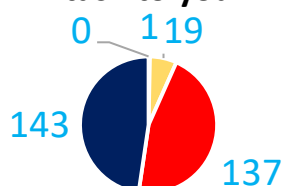
1. POOR 2. AVERAGE 3. GOOD 4. VERY GOOD 5. EXCELLENT

10.The teacher informs you about your expected competencies, course outcomes and programme outcomes



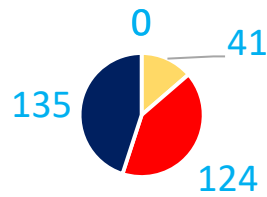
1. POOR 2. AVERAGE 3. GOOD 4. VERY GOOD 5. EXCELLENT

11. Your teacher does a necessary follow up with an assigned task to you



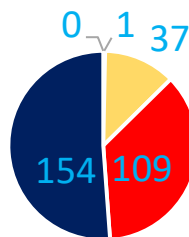
1. POOR 2. AVERAGE 3. GOOD 4. VERY GOOD 5. EXCELLENT

12.The teacher illustrates the concepts through examples and applications



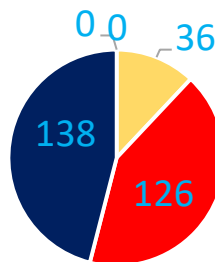
1. POOR 2. AVERAGE 3. GOOD 4. VERY GOOD 5. EXCELLENT

13.The teacher identifies your strengths and encourage you with providing right level of challenges



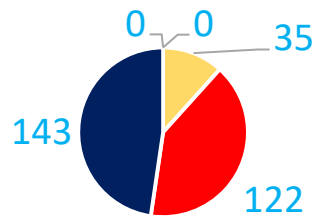
1. POOR 2. AVERAGE 3. GOOD 4. VERY GOOD 5. EXCELLENT

14.The teacher is able to identify your weaknesses and help you to overcome them.



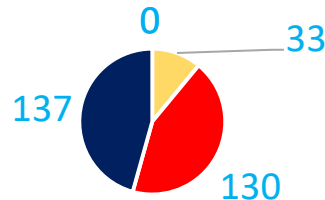
1. POOR 2. AVERAGE 3. GOOD 4. VERY GOOD 5. EXCELLENT

15. The teacher makes effort to engage students in the monitoring, review and continuous quality improvement of the teaching learning process.



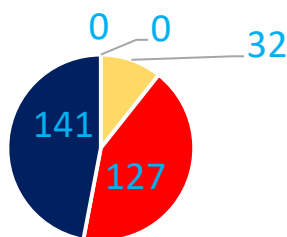
1. POOR 2. AVERAGE 3. GOOD 4. VERY GOOD 5. EXCELLENT

16. The teacher uses the student centric methods, such as experimental learning, participative learning and problem solving for enhancing learning experiences



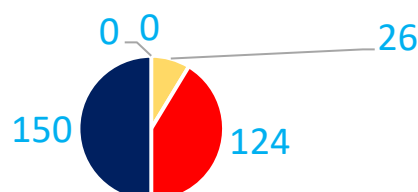
1. POOR 2. AVERAGE 3. GOOD 4. VERY GOOD 5. EXCELLENT

17. The teacher encourages you to participate in extracurricular activities



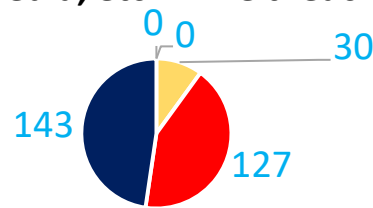
1. POOR 2. AVERAGE 3. GOOD

18. Efforts are made by the teacher to inculcate soft skills, life skills and employability skills to make you ready for the world of work



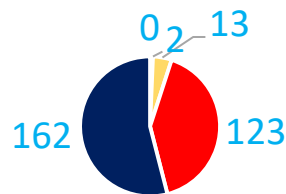
1. POOR 2. AVERAGE 3. GOOD

19.The teacher uses ICT tool such as LCD projector, Multimedia, etc. while t4eaching



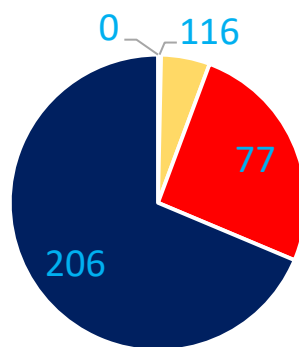
1. POOR 2. AVERAGE 3. GOOD 4. VERY GOOD 5. EXCELLENT

2.How well did your teacher prepare for the classes?



1. POOR 2. AVERAGE 3. GOOD 4. VERY GOOD 5. EXCELLENT

20. The overall quality of teaching-learning process in the class is very good



1. POOR 2. AVERAGE 3. GOOD

Conclusion:

On the whole, most of the stake holders are satisfied with the curriculum ambience of the college. Few of them suggested improving the curriculum by stressing Research Aptitude, meeting Industry needs and addressing real life problems.



V. K. V. GOVERNMENT DEGREE COLLEGE

KOTHAPETA-533223, A.P.

Dr.B.R.AMBEDKAR KONASEEMA DISTRICT, A.P.

(NAAC accredited with B grade and ISO certified College)

[Affiliated to Adikavi Nannaya University, Rajamahendravaram]



Analysis on Student Satisfaction Survey (SSS) 2023-2024.

Introduction: Student Satisfaction Survey (SSS) is structured with 21 questions and administered among the students in the College. This Feedback questionnaire forms are placed in various departments in the college. Students can access the, SSS in all working days of the stipulated period. The thrust area of questions ranges from curriculum, Teaching-Learning process, Evaluation procedures emphasizing on the teaching methods and procedures adopted. These questions are scaled on a five-point scale."0" is the least grade while 4 is the higher grade. The last 21 question is an open-end question obtaining the students' observation or suggestions for further enhancement of their satisfaction. During the year 2023-2024, the SSS was conducted for all 13 UG courses in the months of February 2024 and March 2024 and analyzed by IQAC in coordination with Feedback Committee.

Preliminary Analysis on the feedbacks received:

- A total of 240 responses were collected by March 2024. of which 20.83(50) percent of I-year students, 37.5(90) percent of II-year students and 41.66 (100) percent students from III year were participated.
- Out of the total 240 responses 54.16 (130) percent submitted for the first time and 45.83(110) percent submitted for the second time.
- Out of the 240 responses 60.41 (145) percent were male and 39.58(95) percent were females and 68(40) percent were pursuing their under graduation.
- Stream wise analysis projects that 29.16(70) percent responses were from Arts, 12.5(30) percent responses from Commerce Stream and 58.33(140) percent responses from science stream.

QUESTION WISE ANALYSIS

Q1: Syllabus Coverage in the class:

Analysis: 238 students responded that 99.16 percent syllabus is covered.

Q2. Teachers prepare for the class.

Analysis: 99.16 percent students responded through preparation for class by faculty and 0.83 percent of them expressed satisfaction in the preparedness of the faculty to the class.

Q3. Teachers' Communication ability.

Analysis: 99.58 percent of the students expressed that the teacher's communication was always effective. 0.41 percent felt sometimes teachers' communication ability as somewhat effective.

Q4. Teachers' approach to teaching.

Analysis:99.16 percent of the students rated excellent and 0.83 percent students rated as very good.

Q5. Fairness of the internal evaluation process by teacher.

Analysis:70.41percent of the students observed the internal evaluation as always fair and 29.16 percent as usually fair and 0.41 percent rated as sometimes unfair.

Q6. Discussion of performance in assignments with you.

Analysis:99.16 percent students expressed that every time the assignment was conducted their performance was discussed 0.83percent expressed usually.

Q7. The teacher takes active interest in arranging field visits for students. Promotion of internship student exchange field visit opportunities.

Analysis:98.75 percent student responded that the teacher takes active interest in arranging field visits for students and 1.25percent students responded usually.

Q8. Teaching and mentoring process.

Analysis:67.08 percent and 32.91 percent students felt that mentoring process **significantly very well** and **good** facilitated cognitive, social and emotional growth.

Q9. Institution provides multiple opportunities to learn and grow.

Analysis:99.58 percent and 0.41 percent students **strongly agreed** and **agreed** that the institution provides multiple opportunities to learn and grow.

Q10. Teacher informs about your expected competencies, course outcomes and programme outcomes.

Analysis:98.33 percent students **strongly expressed** that every time the teacher provides information and 1.66 percent **expressed normally**.

Q11. Follow up by mentor on task assigned.

Analysis:99.16percent students expressed that every time the teacher mentors follow up on task assigned and 0.83 percent expressed usually.

Q12. Teachers illustrate the concepts through examples.

Analysis:77.5 percent students **strongly expressed** that every time the teachers illustrate the concept through examples and 22.5 percent **expressed usually**.

Q13. Teacher identifies your strength and encourage you with providing right level of challenges.

Analysis: 99.58 percent students **strongly expressed** that the teacher identifies their strength fully and encourage them with providing right level of challenges and 0.41 percent **expressed reasonably**.

Q14. Teachers are able to identify your weaknesses and help you to overcome them.

Analysis: 99.58 percent students **strongly agreed** that every time the teachers are able to identify them weaknesses and helped them to overcome and 0.41percent **agreed usually**.

Q15. The institution makes effort to engage students in the monitoring review and continuous quality improvement of the teaching learning process.

Analysis: 98.75 percent and 1.25 percent of the students **strongly agreed** and **agreed** that the institution makes effort to engage students in the monitoring, review and continuous usually improvement of the teaching learning process.

Q16. The institute Teachers use student centric methods, such as experiential learning participative learning and problem-solving methods for enhancing learning experiences.

Analysis: 99.16 percent agreed to a **great extent**, 0.83 percent expressed **moderate** view.

Q17. Teachers encourage you to participate in extracurricular activities.

Analysis: 99.58percent students strongly agreed that teachers encourage them to participate in extracurricular activities and 0.41 percent were neutral.

Q18. Efforts are made by the institute/teachers to inculcate soft skills, life skills and employability skills to make you ready for the world of work.

Analysis:99.16percent students expressed that the efforts are made by the institute/teachers to inculcate soft skills, life skills and employability skills to make you ready for the world of work to a **great extent** and 0.83percent expressed **moderate**.

Q19. What percentage of teachers uses ICT tools such as LCD projector, multimedia while teaching?

Analysis: 2.91 percent students gave their response as good and 44.58 percent gave response as very Good and 52.5 percent students gave response as excellent of teachers use ICT tools such as LCD projector, multimedia etc., while teaching.

Q20. The overall quality of teaching –learning process in you institute is very good.

Analysis:0.41 percent agreed and 99.53 strongly agreed to the overall quality of teaching –learning process in the institution/college.

Q21. Open end question for suggestions.

Analysis: Students have expressed their satisfaction and projected their desire for more
Campus drives,
Job-oriented programs and
Post-graduation courses.

V.K.V. GOVERNMENT DEGREE COLLEGE, KOTHAPETA
ANALYSIS ON STUDENT SATISFACTION SURVEY, 2023-2024.
OVERALL, COLLEGE

No. of Responses: 300

S.No.	Question	Poor (0)	Average (1)	Good (2)	Very Good (3)	Excellent (4)
1	How much the syllabus was covered by the teacher	00	01	63	108	128
2	How well did your teacher prepare for the classes	00	02	13	123	162
3	How well is the teacher able to communicate	00	02	19	110	169
4	The teacher's approach to teaching can best be described as	00	01	25	123	151
5	Fairness of the internal evaluation process by the teacher	00	01	23	111	165
6	Was your performance in assignments discussed with you	00	00	12	132	151
7	The teacher takes active interest in arranging field visits for students	00	02	26	132	140
8	The teaching process in the class room facilitates you in cognitive, social and emotional growth	00	01	35	117	147
9	The teacher provides multiple opportunities to learn and grow	00	01	29	122	148
10	The teacher informs you about your expected competencies, course outcomes and programme outcomes	00	01	31	138	130
11	Your teacher does a necessary follow up with an assigned task to you	00	01	19	137	143
12	The teacher illustrates the concepts through examples and applications	00	00	41	124	135
13	The teacher identifies your strengths and encourage you with providing right level of challenges	00	01	37	109	154
14	The teacher is able to identify your weaknesses and help you to overcome them	00	00	36	126	138
15	The teacher makes effort to engage students in the monitoring, review and continuous quality improvement of the teaching learning process	00	00	35	122	143
16	The teacher uses the student centric methods, such as experimental learning, participative learning and problem solving for enhancing learning experiences	00	00	33	130	137
17	The teacher encourages you to participate in extracurricular activities	00	00	32	127	141
18	Efforts are made by the teacher to inculcate soft skills, life skills and employability skills to make you ready for the world of work	00	00	26	124	150
19	The teacher uses ICT tool such as LCD projector, Multimedia, etc. while teaching	00	00	30	127	143
20	The overall quality of teaching-learning process in the class is very good	00	01	16	77	806
	TOTAL= 6000	00	14	581	2424	2981

V.K.V. GOVERNMENT DEGREE COLLEGE, KOTHAPETA
ANALYSIS ON STUDENT SATISFACTION SURVEY,2023-2024
COMMERCE &MANAGEMENT

No. of Responses: 30.

S.No.	Question	Poor (0)	Average (1)	Good (2)	Very Good (3)	Excellent (4)
1	How much the syllabus was covered by the teacher	00	00	-	15	15
2	How well did your teacher prepare for the classes	00	00	-	11	19
3	How well is the teacher able to communicate	00	00	-	17	13
4	The teacher's approach to teaching can best be described as	00	00	-	11	19
5	Fairness of the internal evaluation process by the teacher	00	00	-	15	15
6	Was your performance in assignments discussed with you	00	00	-	15	15
7	The teacher takes active interest in arranging field visits for students	00	00	-	13	17
8	The teaching process in the class room facilitates you in cognitive, social and emotional growth	00	00	-	15	15
9	The teacher provides multiple opportunities to learn and grow	00	00	-	15	15
10	The teacher informs you about your expected competencies, course outcomes and programme outcomes	00	00	-	18	12
11	Your teacher does a necessary follow up with an assigned task to you	00	00	-	15	15
12	The teacher illustrates the concepts through examples and applications	00	00	-	16	14
13	The teacher identifies your strengths and encourage you with providing right level of challenges	00	00	01	11	18
14	The teacher is able to identify your weaknesses and help you to overcome them	00	00	-	12	18
15	The teacher makes effort to engage students in the monitoring, review and continuous quality improvement of the teaching learning process	00	00	-	16	14
16	The teacher uses the student centric methods, such as experimental learning, participative learning and problem solving for enhancing learning experiences	00	00	-	14	16
17	The teacher encourages you to participate in extracurricular activities	00	00	-	16	14
18	Efforts are made by the teacher to inculcate soft skills, life skills and employability skills to make you ready for the world of work	00	00	-	10	20
19	The teacher uses ICT tool such as LCD projector, Multimedia, etc. while teaching	00	00	-	17	13
20	The overall quality of teaching-learning process in the class is very good	00	00	-	05	25
	TOTAL = 600	00	00	01	277	322

V.K.V. GOVERNMENT DEGREE COLLEGE, KOTHAPETA
ANALYSIS ON STUDENT SATISFACTION SURVEY,2023-2024
ARTS STREAM

No. of Responses: 30.

S.No.	Question	Poor (0)	Average (1)	Good (2)	Very Good (3)	Excellent (4)
1	How much the syllabus was covered by the teacher	00		4	7	19
2	How well did your teacher prepare for the classes	00		-	14	16
3	How well is the teacher able to communicate	00		-	14	16
4	The teacher's approach to teaching can best be described as	00		-	07	23
5	Fairness of the internal evaluation process by the teacher	00		1	16	13
6	Was your performance in assignments discussed with you	00		3	10	17
7	The teacher takes active interest in arranging field visits for students	00		1	14	15
8	The teaching process in the class room facilitates you in cognitive, social and emotional growth	00		1	15	14
9	The teacher provides multiple opportunities to learn and grow	00		1	14	15
10	The teacher informs you about your expected competencies, course outcomes and programme outcomes	00		2	12	16
11	Your teacher does a necessary follow up with an assigned task to you	00		2	13	15
12	The teacher illustrates the concepts through examples and applications	00		1	11	18
13	The teacher identifies your strengths and encourage you with providing right level of challenges	00		2	10	18
14	The teacher is able to identify your weaknesses and help you to overcome them	00		1	13	16
15	The teacher makes effort to engage students in the monitoring, review and continuous quality improvement of the teaching learning process	00		1	15	14
16	The teacher uses the student centric methods, such as experimental learning, participative learning and problem solving for enhancing learning experiences	00		2	10	18
17	The teacher encourages you to participate in extracurricular activities	00		2	10	18
18	Efforts are made by the teacher to inculcate soft skills, life skills and employability skills to make you ready for the world of work	00		1	14	15
19	The teacher uses ICT tool such as LCD projector, Multimedia, etc. while teaching	00		3	10	17
20	The overall quality of teaching-learning process in the class is very good	00		1	11	18
	TOTAL = 600	00		29	240	331

V.K.V. GOVERNMENT DEGREE COLLEGE, KOTHAPETA
ANALYSIS ON STUDENT SATISFACTION SURVEY, 2023-2024
SCIENCE STREAM

No. of Responses: 180.

S.No.	Question	Poor (0)	Average (1)	Good (2)	Very Good (3)	Excellent (4)
1	How much the syllabus was covered by the teacher	00		56	48	76
2	How well did your teacher prepare for the classes	00		8	70	102
3	How well is the teacher able to communicate	00		8	55	117
4	The teacher's approach to teaching can best be described as	00		22	73	85
5	Fairness of the internal evaluation process by the teacher	00		19	68	93
6	Was your performance in assignments discussed with you	00		7	83	90
7	The teacher takes active interest in arranging field visits for students	00		24	75	81
8	The teaching process in the class room facilitates you in cognitive, social and emotional growth	00		33	62	85
9	The teacher provides multiple opportunities to learn and grow	00		24	61	95
10	The teacher informs you about your expected competencies, course outcomes and programme outcomes	00		27	76	77
11	Your teacher does a necessary follow up with an assigned task to you	00		14	77	89
12	The teacher illustrates the concepts through examples and applications	00		31	69	80
13	The teacher identifies your strengths and encourage you with providing right level of challenges	00		30	67	83
14	The teacher is able to identify your weaknesses and help you to overcome them	00		29	71	80
15	The teacher makes effort to engage students in the monitoring, review and continuous quality improvement of the teaching learning process	00		28	61	91
16	The teacher uses the student centric methods, such as experimental learning, participative learning and problem solving for enhancing learning experiences	00		27	77	76
17	The teacher encourages you to participate in extracurricular activities	00		27	75	78
18	Efforts are made by the teacher to inculcate soft skills, life skills and employability skills to make you ready for the world of work	00		22	69	89
19	The teacher uses ICT tool such as LCD projector, Multimedia, etc. while teaching	00		22	73	85
20	The overall quality of teaching-learning process in the class is very good	00	01	14	48	117
	TOTAL = 3600	00	01	472	1358	1769

V.K.V. GOVERNMENT DEGREE COLLEGE, KOTHAPETA
ANALYSIS ON STUDENT SATISFACTION SURVEY,2023-2024
LANGUAGES

No. of Responses: 60

S.No.	Question	Poor (0)	Average (1)	Good (2)	Very Good (3)	Excellent (4)
1	How much the syllabus was covered by the teacher	00	1	3	38	18
2	How well did your teacher prepare for the classes	00	2	5	28	25
3	How well is the teacher able to communicate	00	2	11	28	19
4	The teacher's approach to teaching can best be described as	00	1	3	26	30
5	Fairness of the internal evaluation process by the teacher	00	1	3	21	35
6	Was your performance in assignments discussed with you	00	0	2	29	29
7	The teacher takes active interest in arranging field visits for students	00	2	1	28	29
8	The teaching process in the class room facilitates you in cognitive, social and emotional growth	00	1	1	27	30
9	The teacher provides multiple opportunities to learn and grow	00	1	4	32	23
10	The teacher informs you about your expected competencies, course outcomes and programme outcomes	00	1	2	32	25
11	Your teacher does a necessary follow up with an assigned task to you	00	1	3	32	24
12	The teacher illustrates the concepts through examples and applications	00	0	9	28	23
13	The teacher identifies your strengths and encourage you with providing right level of challenges	00	0	4	22	34
14	The teacher is able to identify your weaknesses and help you to overcome them	00	0	6	30	24
15	The teacher makes effort to engage students in the monitoring, review and continuous quality improvement of the teaching learning process	00	0	6	30	24
16	The teacher uses the student centric methods, such as experimental learning, participative learning and problem solving for enhancing learning experiences	00	0	4	29	27
17	The teacher encourages you to participate in extracurricular activities	00	0	3	27	30
18	Efforts are made by the teacher to inculcate soft skills, life skills and employability skills to make you ready for the world of work	00	0	3	31	26
19	The teacher uses ICT tool such as LCD projector, Multimedia, etc. while teaching	00	0	5	27	28
20	The overall quality of teaching-learning process in the class is very good	00	0	1	23	36
	TOTAL = 1200	00	13	80	568	539